

Pen & Ink Techniques Worksheet

Name Danica Jagd Class _____

Hatching

Use parallel lines to create value. The closer the lines are, the darker the value becomes.

Value Scale: Hatching

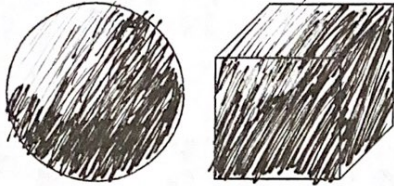


Lightest

Darkest

Shade the Forms

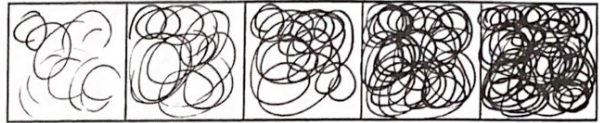
Remember to follow the contour of the form—curved lines on round objects



Scribble (Scumbling)

Use scribbly lines to create value. The closer the lines are, the darker the value becomes.

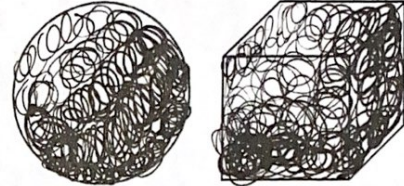
Value Scale: Scribbling



Lightest

Darkest

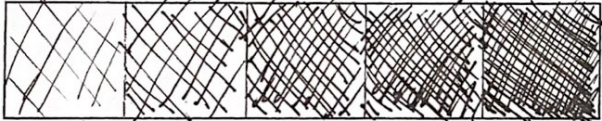
Shade the Forms



Cross-Hatching

Use intersecting lines to create value. The closer the lines are, the darker the value becomes.

Value Scale: Cross-Hatching

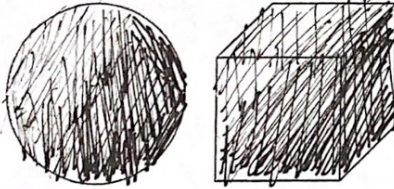


Lightest

Darkest

Shade the Forms


Remember to follow the contour of the form—curved lines on round objects



Stippling

Use dots to create value. The closer the dots are, the darker the value becomes.

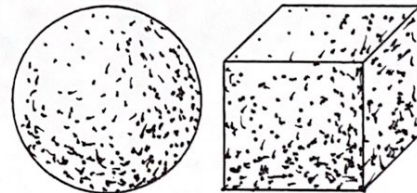
Value Scale: Stippling



Lightest


Darkest

Shade the Forms

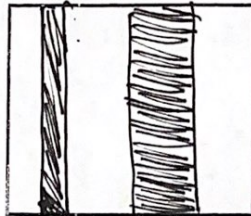


Line Direction & Line Variation

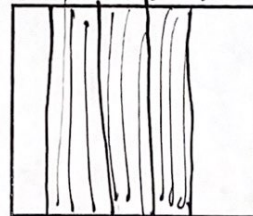
Vary the line direction as you practice line variation.



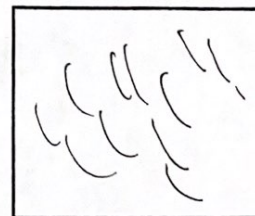
Rough



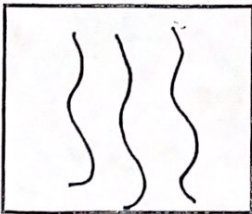
Thick



Thin




Short Curves



Wavy



Broken-Implied



Calligraphic

