

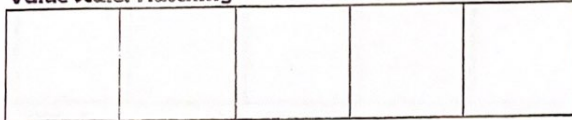
Pen & Ink Techniques Worksheet

Name _____ Class _____

Hatching

Use parallel lines to create value. The closer the lines are, the darker the value becomes.

Value Scale: Hatching

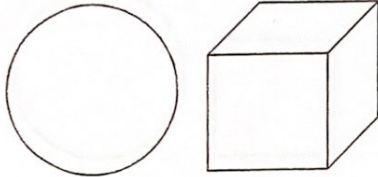


Lightest

Darkest

Shade the Forms

Remember to follow the *contour* of the form—curved lines on round objects



Scribble (Scumbling)

Use scribbly lines to create value. The closer the lines are, the darker the value becomes.

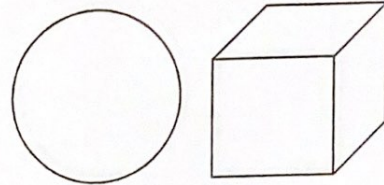
Value Scale: Scribbling



Lightest

Darkest


Shade the Forms



Cross-Hatching

Use intersecting lines to create value. The closer the lines are, the darker the value becomes.

Value Scale: Cross-Hatching




Lightest

Darkest

Shade the Forms

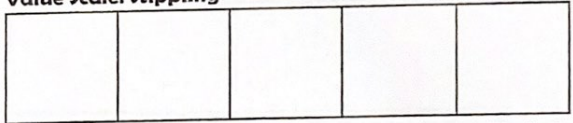
Remember to follow the *contour* of the form—curved lines on round objects



Stippling

Use dots to create value. The closer the dots are, the darker the value becomes.

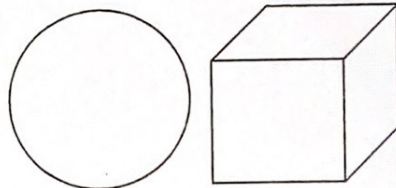
Value Scale: Stippling



Lightest


Darkest

Shade the Forms




Line Direction & Line Variation


Vary the line direction as you practice line variation.




Rough



Thick




Thin




Short Curves



Wavy



Broken-Implied



Calligraphic

